



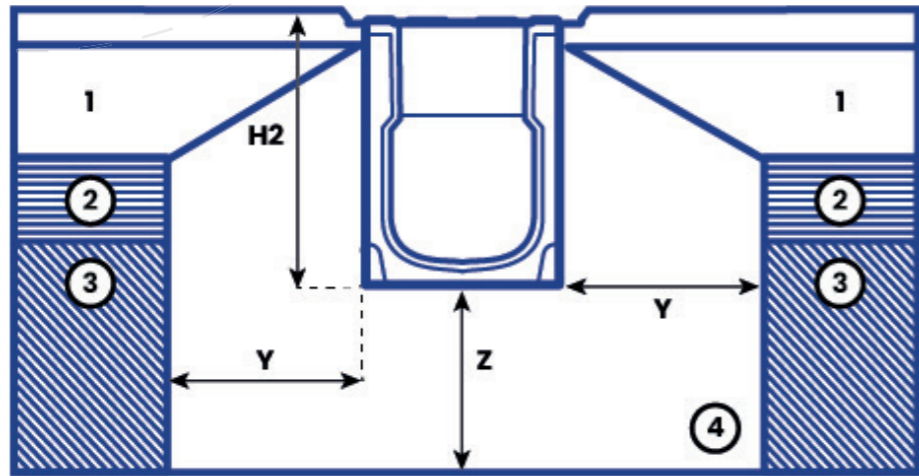
# ***MonoBlock DM1500***

## ***Installation Guide***

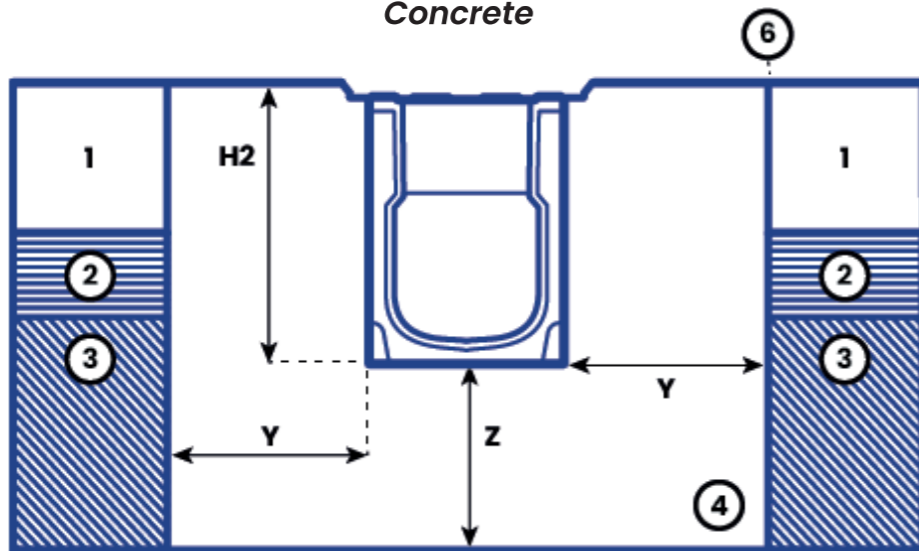
***Service . Range . Knowledge***

# Installation Guide

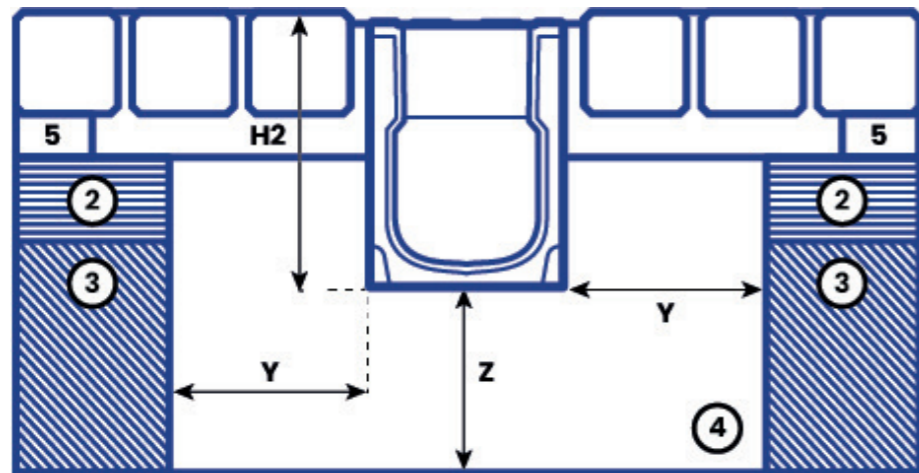
Asphalt



Concrete



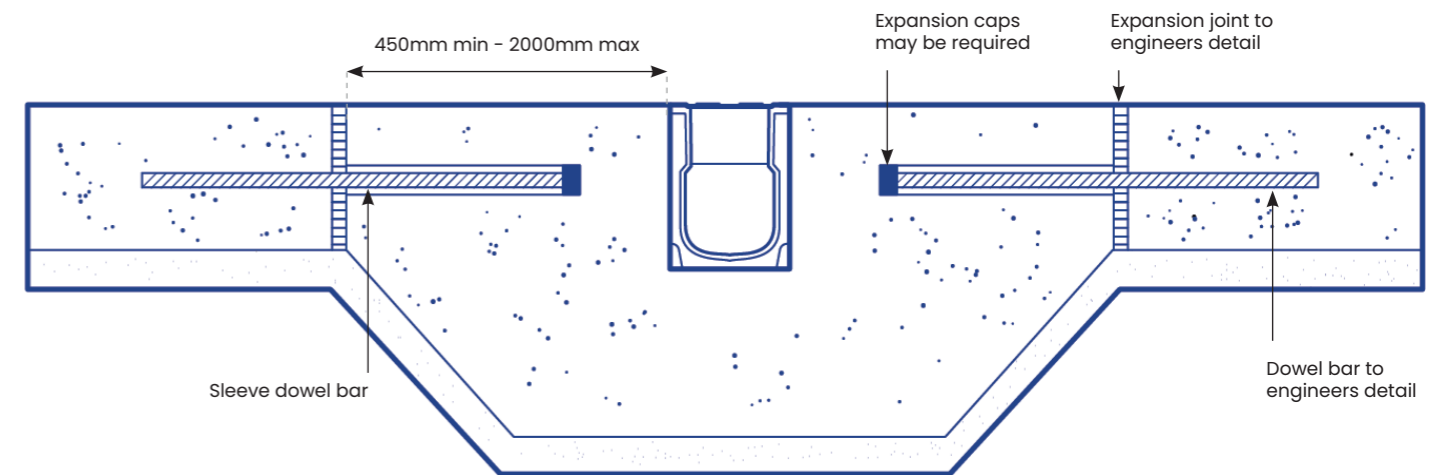
Block Paving



Ground conditions must be suitable and all dimensions shown are the minimum requirement. Engineering advice should be taken where necessary and any questions should be directed to Polycon's technical team by emailing us at [sales@polycon.co.uk](mailto:sales@polycon.co.uk) or by calling us on **0151 424 9747**.

1	2	3	4	5	6
Concrete	Sub Base	Earth	Concrete Haunch	Sand Layer	Expansion Joint

Dowel Bar Installation



Load Class	A15	B125	C250	D400	E600	F900
H2 - Channel Height	Channel Height	Channel Height	Channel Height	Channel Height	Channel Height	Channel Height
Y - Minimum Surround	100mm	150mm	150mm	200mm	200mm	200mm
Z - Minimum Surround	100mm	150mm	150mm	200mm	200mm	200mm
T1 - Minimum Depth	40mm	40mm	40mm	40mm	40mm	40mm
T2 - Maximum Depth	95mm	55mm	55mm	55mm	55mm	55mm

\*\* Minimum Concrete Haunch 25 N/mm<sup>2</sup>.  
Detail A allow for overbuild of 3mm to 5mm above the grating surfaces.



**Polycon Surface Water Drainage**

**Widnes Business Park  
Foundry Lane  
Widnes  
Cheshire  
WA8 8UB**

**[www.polycon.co.uk](http://www.polycon.co.uk)  
0151 422 9747  
[sales@polycon.co.uk](mailto:sales@polycon.co.uk)**

*Service . Range . Knowledge*