



**polycon**  
surface water drainage

**SELF** Eco 200

*Service . Range . Knowledge*



## Welcome To Polycon

Polycon is identified as one of the leading manufacturers, distributors, and suppliers of channel drainage in the UK. We focus towards creating a diverse range of water solutions, in a variety of different materials, including composite, polymer concrete, SMC, and steel.

Polycon's unique look at the market and expert knowledge of the industry ensures that we can supply a wide range of high-quality products suitable for any application. This includes building drainage, landscaping, sports facilities, distribution centres, highways, and airports.

Our design team provides innovative and efficient hydraulic solutions to ensure we can offer the best product/ solution for your drainage needs. We have a vast and experienced overview of our working industry and have been manufacturing, distributing, and selling channel drainage for over 8 years. We thrive on acting upon your feedback to improve and develop our products to fit flawlessly with the constantly changing market and demand from our customers.

---

At Polycon we focus our attention on professionals who sit within the construction industry, targeting our products to specifiers, architects, engineers, and contractors. Therefore, we understand the importance of expanding our product portfolio to create the most efficient surface water drainage systems.

We are a dynamic and evolving company with a focus on quality, innovation, and service. As a result, you can rely on us to handle your project needs in every way to the best of our ability.

## Contents

<i>Self Eco 200</i>	<i>3</i>
<i>Self Eco 200 Overview</i>	<i>5</i>
<i>Self Eco 200 - 100mm depth</i>	<i>7</i>
<i>Self Eco 200 - 150mm depth</i>	<i>9</i>

**Service • Range • Knowledge**


# SELF ECO 200

Introducing the Self Eco 200 drainage channel, a robust solution for those situations where maximum water capacity is an absolute necessity. This advanced drainage system is designed to excel in environments that demand the highest level of performance and reliability, surpassing the Self Eco 100 and 150 channels.

One of the standout benefits of the Self Eco 200 channel is its sheer capacity to handle significant volumes of water. When faced with heavy rainfall, flood-prone areas, requiring efficient water removal, this channel rises to the occasion.

It is specifically engineered to manage the most demanding water flow scenarios, ensuring that no excess water lingers on the surface, thereby reducing the risk of flooding and water damage.

Constructed from high-quality polymer concrete, the Self Eco 200 channel boasts remarkable durability and longevity. This material is known for its resistance to corrosion, chemicals, and wear and tear, making it ideal for enduring the harshest environmental conditions. It also significantly reduces maintenance requirements, saving both time and resources over the long term.



## Load Class



1.5t

A15  
1.5 tonnes



12.5t

B125  
12.5 tonnes



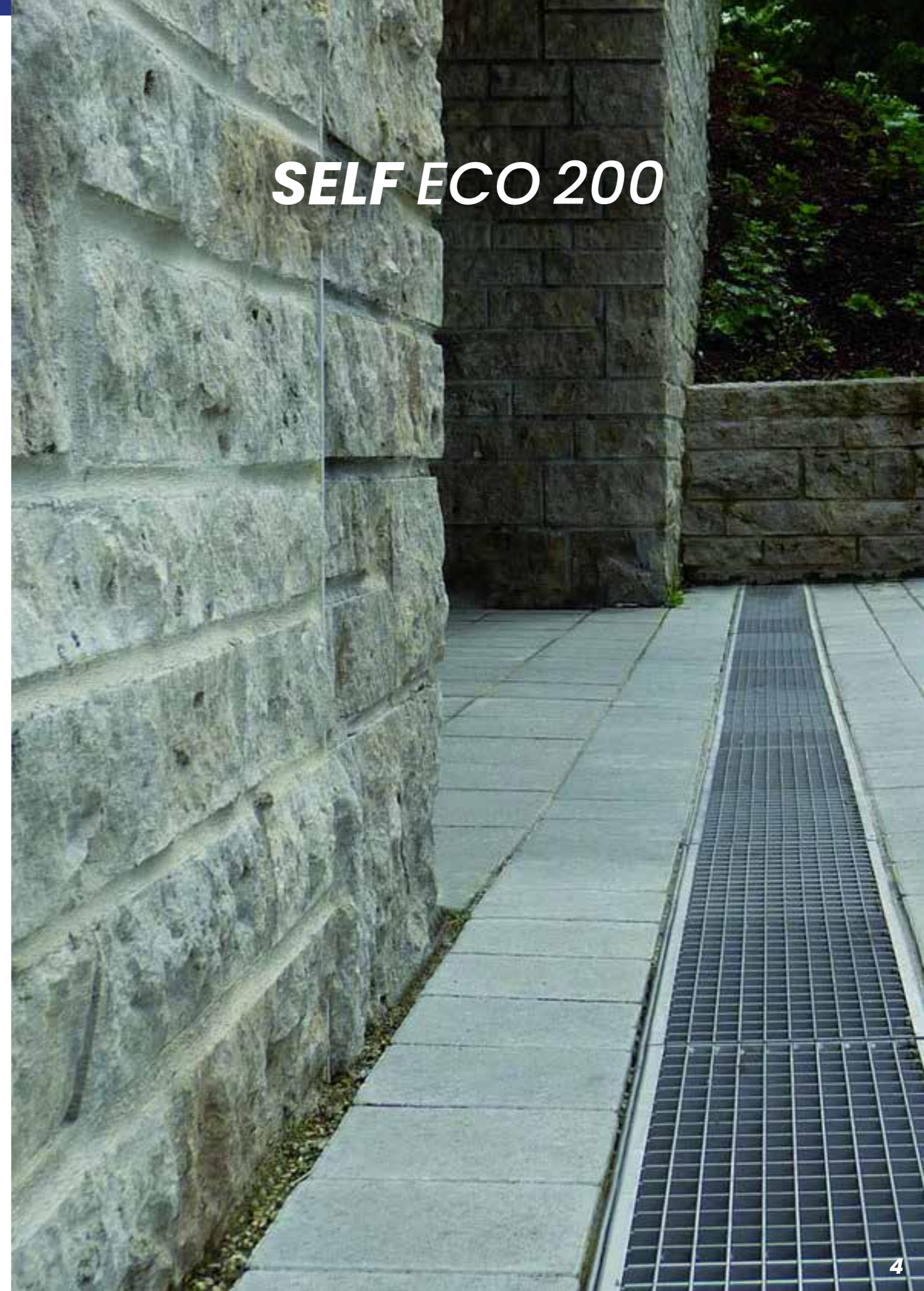
25t

C250  
25 tonnes

## Applications

- Driveways
- Patios
- Garden paths
- Playgrounds
- Pedestrian areas
- Garages

# SELF ECO 200



# SELF ECO 200 – Overview

## Colour Options

Sand




### Grating Options

The Self Eco 200 drainage channel offers exceptional versatility and adaptability, thanks to its distinct grating options: steel mesh, and ductile-iron oval grip.

### Bolt & Bar

Bolt & Bar fastenings are optimised for the specific load classes and unite reliability and high quality with functional design.




### Material

The Self Eco 200 channel's construction from polymer concrete presents a host of compelling benefits. Polymer concrete combines the durability of traditional concrete with the added advantages of polymer resins, resulting in a material that is exceptionally strong and resistant to corrosion, chemicals, and UV radiation. This makes the channel highly durable and ideal for long-lasting outdoor applications. Furthermore, the lightweight nature of polymer concrete simplifies installation, reducing labour costs and environmental impact.

## Load Classes



A15



B125

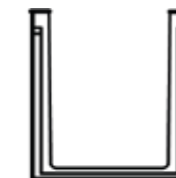


C250

## Depth Options



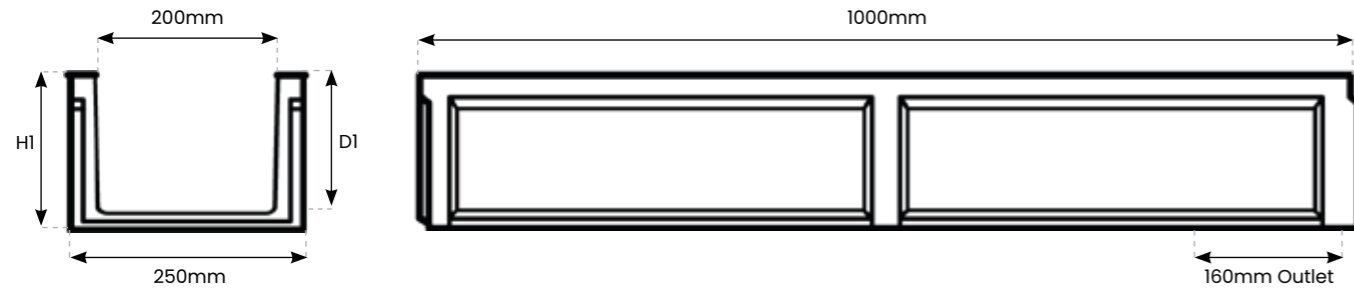
100mm



150mm

# SELF ECO 200 – 100mm depth

The Self Eco 200 drainage channel is a great solution for maximum water capacity needs. It's unmatched ability to handle heavy rainfall, coupled with the durability of polymer concrete, makes it a reliable choice for professionals and organisations looking to secure efficient and long-lasting water management solutions in even the most demanding settings. When it comes to ensuring the removal of heavy rainfall and safeguarding against flooding, the Self Eco 200 is the ultimate choice.



## Accessories

The Self 200 Sump Unit acts as a reservoir, temporarily storing excess water before discharging it in a controlled manner to prevent adverse effects of water accumulation.

The End Cap Outlet can be used at the end of the run to allow water to be taken to your exterior drainage pipes and away from the channel.

End Caps can be used at the end of your channel run to stop the flow of water.



## Foul Air Trap

A Foul Air Trap is used to prevent foul or unpleasant odours from sewage or wastewater from escaping through the drainage channel and into the surrounding environment.



Foul Air Trap

## 110mm Spigot

110mm Spigot allows you to connect your channel outlet to a pipe. A Spigot typically refers to a male end of a pipe or fitting that is designed to fit into a corresponding female socket or connection.



110mm Spigot

## Accessories- Specifications

Reference	Description	Length	Height (H)	Overall Width	Weight (KG)	Outlet
SELF.ECO.200.SU	Self Eco 200 Sump Unit	500mm	585mm	250mm	38kg	110mm
SELF.ECO.200.S110	Self Eco 200 110mm Spigot	110mm	100mm	110mm	0.8kg	110mm
SELF.ECO.200.FT	Self Eco 200 Foul Trap	30mm	150mm	85mm	0.4kg	110mm
SELF.ECO.200.ECO	Self Eco 200 End Cap Outlet	22mm	100mm	250mm	1.2kg	110mm
SELF.ECO.200.EC	Self Eco 200 End Cap	25mm	100mm	250mm	0.8kg	-

## Grating Options – 100mm



Mesh Steel Grating (B125)



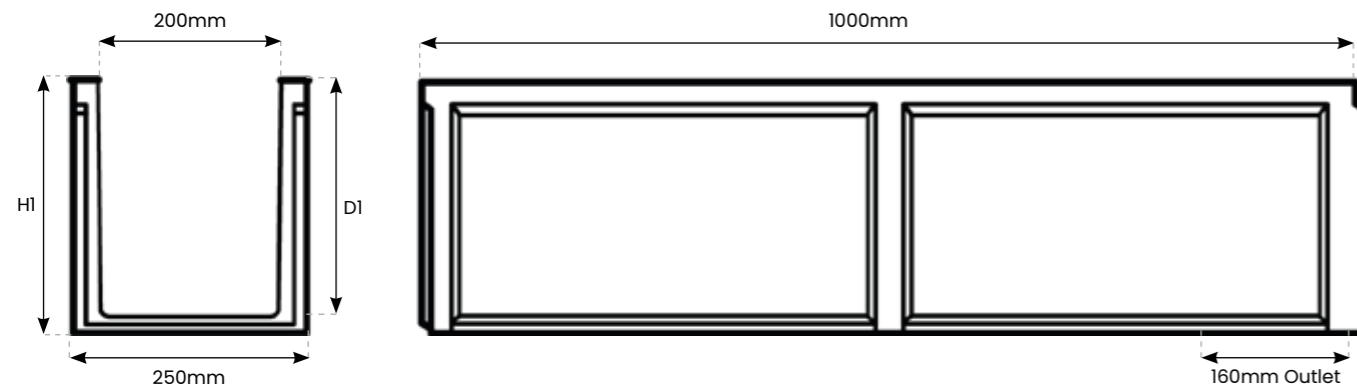
Ductile-Iron OvalGrip Grating (C250)

## Channel – Specifications

Reference	Description	Length	Internal Width	Overall Width	Overall Depth(H)	Internal Depth(D)	Load Class	Safe Heel
SELF.200.MSG	Self Eco 200.100 + Mesh Steel Grating	500/1000mm	200mm	250mm	100mm	80mm	A/B	No
SELF.200.DIOG	Self Eco 200.100 + Ductile Iron OvalGrip Grating	500/1000mm	200mm	250mm	100mm	80mm	A/B/C	No

# SELF ECO 200 - 150mm depth

The Self Eco 200 drainage channel is a great solution for maximum water capacity needs. It's unmatched ability to handle heavy rainfall, coupled with the durability of polymer concrete, makes it a reliable choice for professionals and organisations looking to secure efficient and long-lasting water management solutions in even the most demanding settings. When it comes to ensuring the removal of heavy rainfall and safeguarding against flooding, the Self Eco 200 is the ultimate choice.



## Accessories

The Self 200 Sump Unit acts as a reservoir, temporarily storing excess water before discharging it in a controlled manner to prevent adverse effects of water accumulation.

The End Cap Outlet can be used at the end of the run to allow water to be taken to your exterior drainage pipes and away from the channel.

End Caps can be used at the end of your channel run to stop the flow of water.



## Foul Air Trap

A Foul Air Trap is used to prevent foul or unpleasant odours from sewage or wastewater from escaping through the drainage channel and into the surrounding environment.



Foul Air Trap

## 110mm Spigot

110mm Spigot allows you to connect your channel outlet to a pipe. A Spigot typically refers to a male end of a pipe or fitting that is designed to fit into a corresponding female socket or connection.



110mm Spigot

## Accessories- Specifications

Reference	Description	Length	Height (H)	Overall Width	Weight (KG)	Outlet
SELF.ECO.200.SU	Self Eco 200 Sump Unit	500mm	585mm	250mm	38kg	110mm
SELF.ECO.200.S110	Self Eco 200 110mm Spigot	110mm	100mm	110mm	0.8kg	110mm
SELF.ECO.200.FT	Self Eco 200 Foul Trap	30mm	150mm	85mm	0.4kg	110mm
SELF.ECO.200.ECO	Self Eco 200 End Cap Outlet	22mm	150mm	250mm	1.2kg	110mm
SELF.ECO.200.EC	Self Eco 200 End Cap	25mm	150mm	250mm	0.8kg	-

## Grating Options - 150mm



Mesh Steel Grating (B125)



Ductile-Iron OvalGrip Grating (C250)

## Channel - Specifications

Reference	Description	Length	Internal Width	Overall Width	Overall Depth(H1)	Internal Depth(D1)	Load Class	Safe Heel
SELF.200.MSG	Self Eco 200.150 + Mesh Steel Grating	500/1000mm	200mm	250mm	150mm	130mm	A/B	No
SELF.200.DIOG	Self Eco 200.150 + Ductile Iron OvalGrip Grating	500/1000mm	200mm	250mm	150mm	130mm	A/B/C	No



**Polycon Surface Water Drainage**

**Widnes Business Park  
Foundry Lane  
Widnes  
Cheshire  
WA8 8UB**

**[www.polycon.co.uk](http://www.polycon.co.uk)  
0151 422 9747  
[sales@polycon.co.uk](mailto:sales@polycon.co.uk)**

*Service . Range . Knowledge*