



SlotTube Channel

Service . Range . Knowledge



Welcome To Polycon

Polycon is identified as one of the leading manufacturers, distributors, and suppliers of channel drainage in the UK. We focus towards creating a diverse range of water solutions, in a variety of different materials, including composite, polymer concrete, SMC, and steel.

Polycon’s unique look at the market and expert knowledge of the industry ensures that we can supply a wide range of high-quality products suitable for any application. This includes building drainage, landscaping, sports facilities, distribution centres, highways, and airports.

Our design team provides innovative and efficient hydraulic solutions to ensure we can offer the best product/ solution for your drainage needs. We have a vast and experienced overview of our working industry and have been manufacturing, distributing, and selling channel drainage for over 8 years. We thrive on acting upon your feedback to improve and develop our products to fit flawlessly with the constantly changing market and demand from our customers.

At Polycon we focus our attention on professionals who sit within the construction industry, targeting our products to specifiers, architects, engineers, and contractors. Therefore, we understand the importance of expanding our product portfolio to create the most efficient surface water drainage systems.

We are a dynamic and evolving company with a focus on quality, innovation, and service. As a result, you can rely on us to handle your project needs in every way to the best of our ability.

Contents

SlotTube	3
SlotTube Overview	5
Accessories	7
Gratings	8
Installation Guide	9

SlotTube Channel

This system is a game-changer in the world of drainage solutions, offering a multitude of benefits that set it apart from traditional systems. One of its standout features is its lightweight design. Unlike heavy concrete alternatives, SlotTube is incredibly easy to handle and install, reducing labour costs and ensuring swift project completion.

The SlotTube drainage system boasts a visually appealing aesthetic. Its sleek and modern design seamlessly blends with various landscapes and architectural styles, making it an ideal choice for both residential and commercial projects.

The discreet appearance of SlotTube channels enhances the overall appeal of any property without compromising on functionality. One of the standout features of the SlotTube system is its large capacity channel. This system is engineered to efficiently manage high volumes of water, preventing flooding and water damage.

What sets SlotTube apart even further is its quick and easy installation process. Its slimline and lightweight components make it a breeze to work with, allowing contractors to save valuable time and resources on-site. This convenience can lead to significant cost savings and reduce project timelines.



Load Class



1.5t

A15
1.5 tonnes



12.5t

B125
12.5 tonnes



25t

C250
25 tonnes

Applications

- Pedestrian areas
- Driveways
- Sports and leisure areas
- Patios
- Towns centres
- Kitchen areas
- Low transit chemically aggressive areas

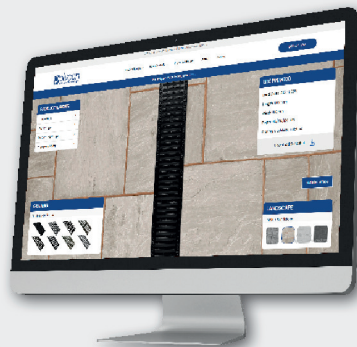
SlotTube




Not sure what you are looking for?

Check out our SlotTube systems against multiple paving backgrounds on our virtual landscape feature. You can mix and match gratings against multiple backgrounds to achieve the ultimate desired look. Each visual can be downloaded as a PDF and sent to customers along with a technical overview of your chosen system.

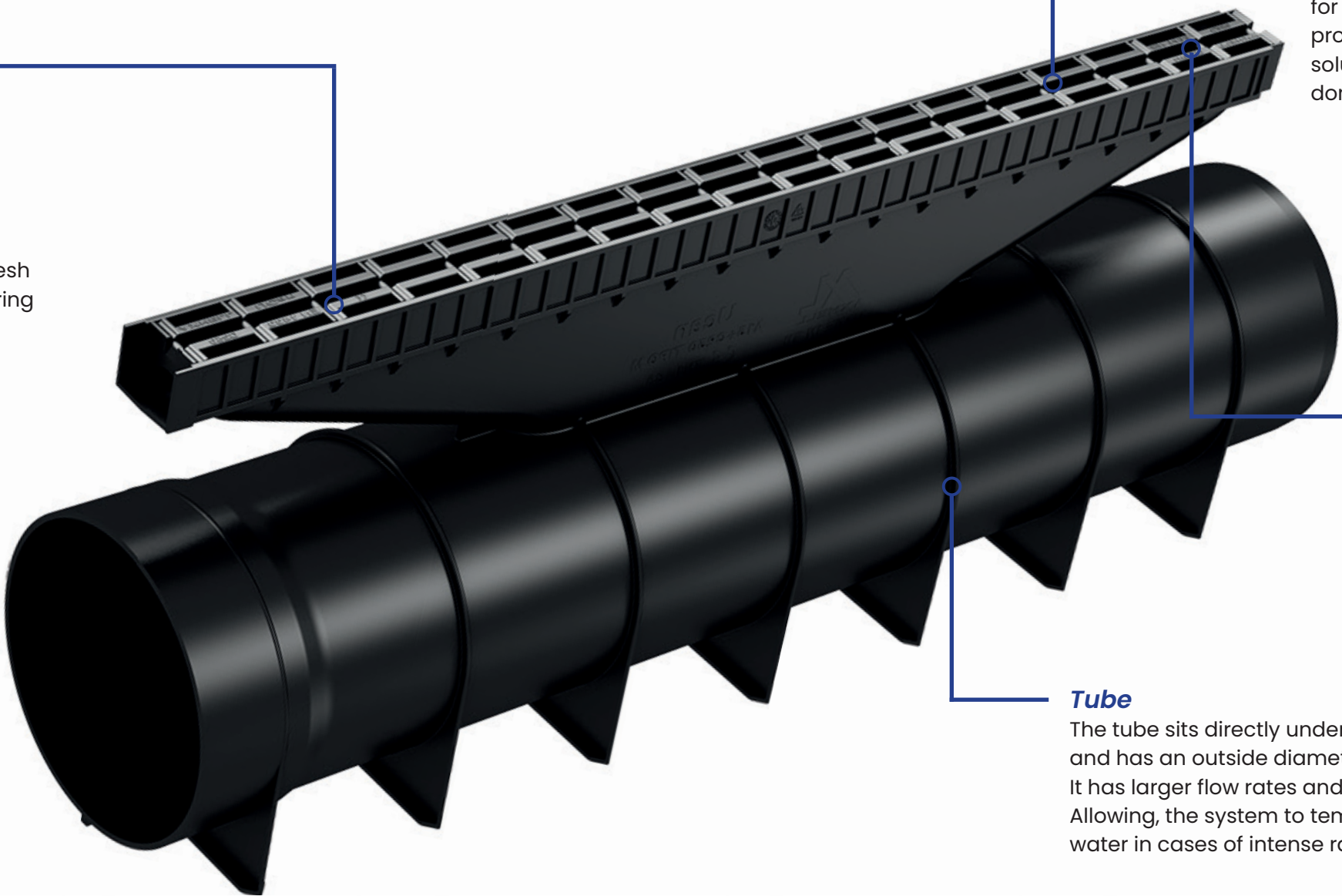
Try today at www.polycon.co.uk.



SlotTube Channel- Overview




Removable Grating
SlotTube has a removable Interlock mesh grating made from composite measuring 30mm (W) x 0.5m (L). Perfect for accessibility and cleaning.



Material
SlotTube is a plastic drainage channel that is extremely lightweight, yet has a strong exterior. This helps to reduce costs related to labour because little or no machinery is required for installation. With its improved protection, it is a long-lasting solution for urban and domestic projects.

Colour Options

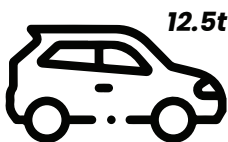


Tube
The tube sits directly underneath the grating and has an outside diameter of 110mm. It has larger flow rates and storage capacity. Allowing, the system to temporarily hold water in cases of intense rainfall.


Load Classes



A15

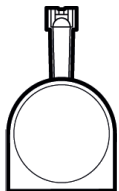


B125



C250

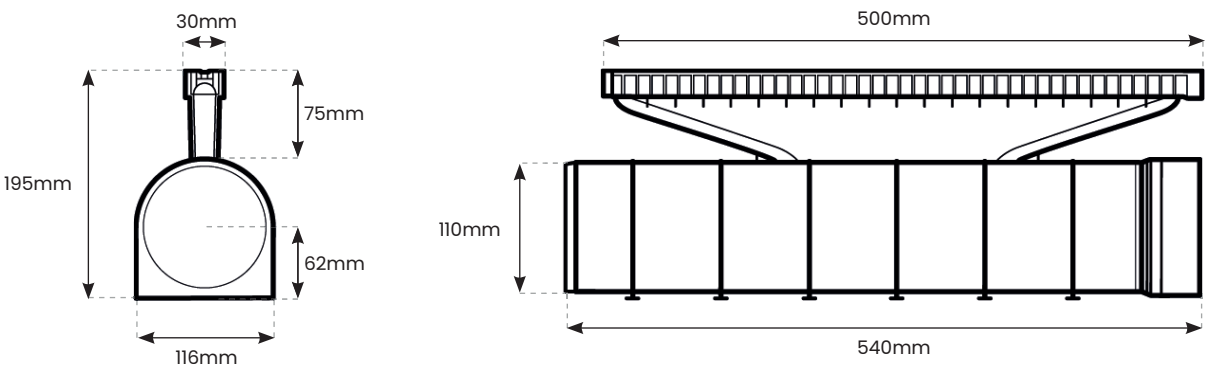
Depth Options



195mm

SlotTube Channel

SlotTube offers an interlocking grating with a minimal design, allowing the channel to be easily installed whilst also blending in most areas of use. Not only does the SlotTube create a visual impact when used because of its minimal and sleek grating design, but it also allows for greater water flow as it has a high capacity to hold, carry & transport water.



Accessories

End Cap

End caps are available for either end of the tube, allowing you to stop the flow of water when required.



End Cap

Gully Unit

Matching gully sump that allows easy access to the channel, making cleaning and maintenance simple. Acts as a foul air trap & leaf trap.



Gully Unit

Accessories - Specifications

Reference	Description	Height (mm)	Overall Width	Weight (KG)	Load Class	Outlet
ST.GU	SlotTube Gully Unit	320mm	220mm	-	A/B/C	110mm
ST.EC.F	SlotTube Female End Cap	48mm	120mm	-	-	-
ST.EC.M	SlotTube Male End Cap	48mm	110mm	-	-	-

Grating Options



Grey Grating (C250)



Black Grating (C250)

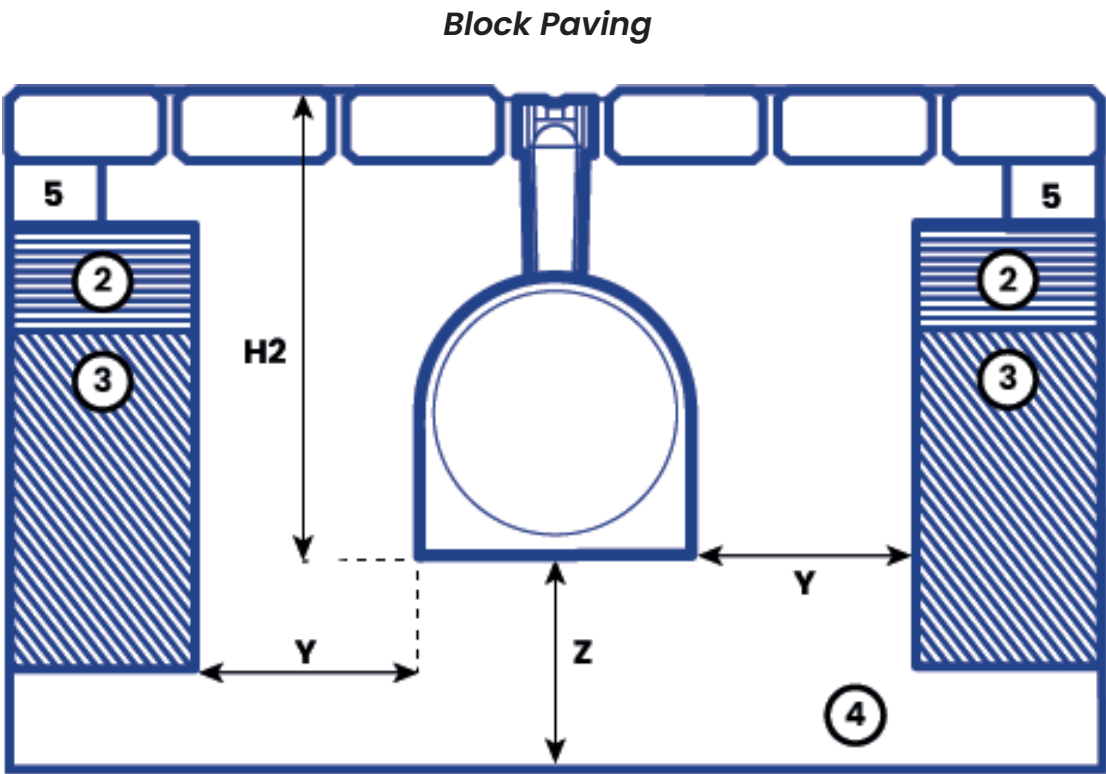
Grating - Specifications

Reference	Description	Overall Width	Slot Width	Overall Depth	Upstand Depth	Tube Diameter	Load Class	SafeHeel
GR.ST.G	SlotTube Channel + Grey Grating	116mm	30mm	195mm	75mm	110mm	A/B/C	Yes
GR.ST.B	SlotTube Channel + Black Grating	116mm	30mm	195mm	75mm	110mm	A/B/C	Yes

Installation Guide

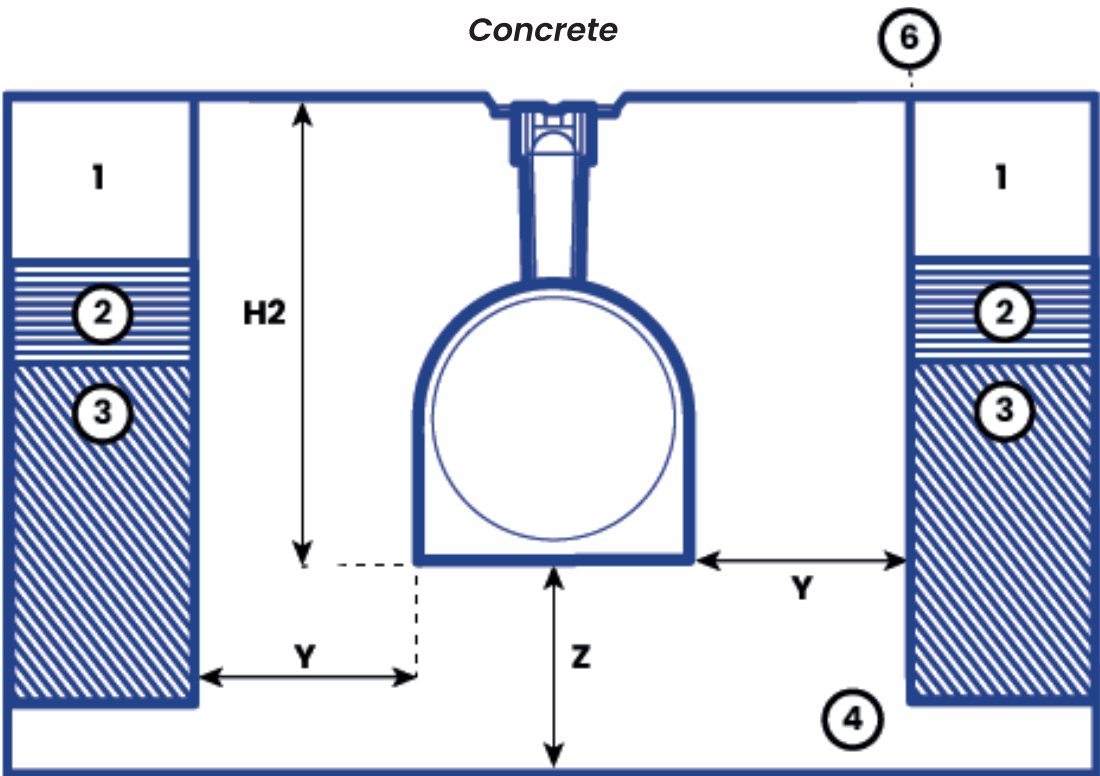
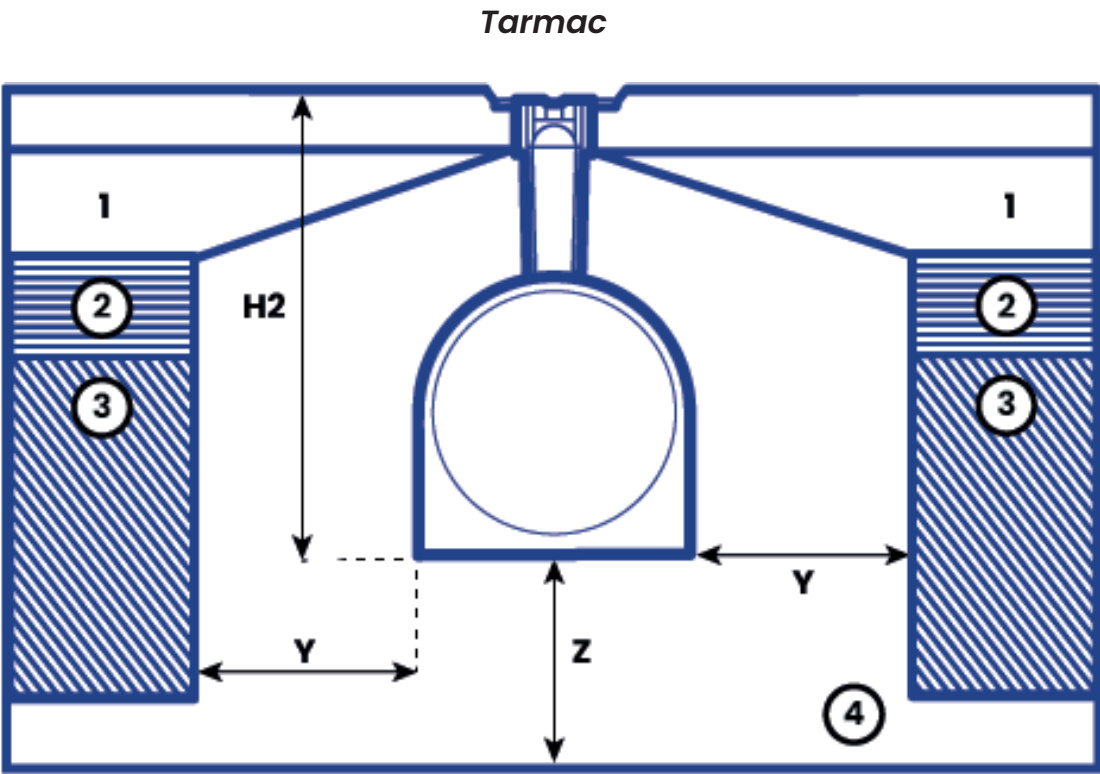
Ground conditions must be suitable and all dimensions shown are the minimum requirement. Engineering advice should be taken where necessary and any questions should be directed to Polycon's technical team by emailing us at sales@polycon.co.uk or by calling us on **0151 424 9747**.

1	2	3	4	5	6
Concrete	Sub Base	Earth	Concrete Haunch	Sand Layer	Expansion Joint



Load Class	A15	B125	C250
H2 - Channel Height	Channel Height	Channel Height	Channel Height
Y - Minimum Surround	100mm	150mm	150mm
Z - Minimum Surround	100mm	150mm	150mm
T1 - Minimum Depth	40mm	40mm	40mm
T2 - Maximum Depth	95mm	55mm	55mm

**** Minimum Concrete Haunch 25 N/mm².**
Detail A allow for overbuild of 3mm to 5mm above the grating surfaces.





Polycon Surface Water Drainage

**Widnes Business Park
Foundry Lane
Widnes
Cheshire
WA8 8UB**

**www.polycon.co.uk
0151 422 9747
sales@polycon.co.uk**

Service . Range . Knowledge